

**SRO**  
MOTORSPORTS GROUP



# Blancpain GT Series Asia

**Rounds 5 & 6**

**Suzuka International Circuit**

**28<sup>th</sup> June – 1<sup>st</sup> July 2018**

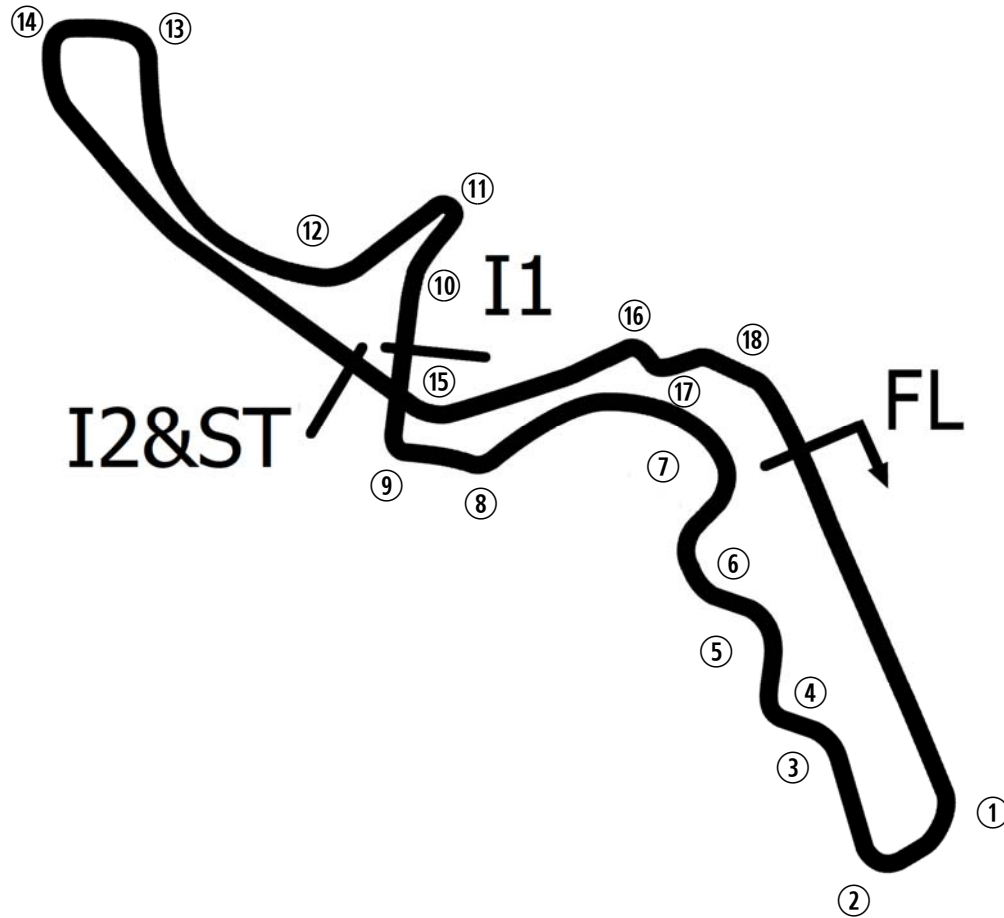


**Results Provided by Timing Solutions Ltd**  
[www.tsl-timing.com](http://www.tsl-timing.com)

**JB 1735**  
**BLANCPAIN**  
MANUFACTURE DE HAUTE HORLOGERIE



# Suzuka International Circuit



Length	3.608 miles	5807.0 m
Start Line Offset	300m	
VMax	1236m	
I1	2594m	
I2	4724m	
Pit Entry	5808m	
Pit Exit	373.5m after FL	
Pit Entry–Pit Exit		415.2m, 24.9s @60kph

# Blancpain GT Series Asia 2018

## QUALIFYING 2 - CLASSIFICATION - FINAL

POS	NO	CL	PIC	TEAM / DRIVERS	CAR	TIME	ON	LAPS	GAP	DIFF	KPH
1	27	GT3S	1	HubAuto Corsa (TPE) Hongli YE (CHN) / Nick FOSTER (AUS)	Ferrari 488 GT3	2:01.504	4	4			172.05
2	28	GT3PA	1	HubAuto Corsa (TPE) Morris CHEN (TPE) / Tim SLADE (AUS)	Ferrari 488 GT3	2:01.827	3	4	0.322	0.322	171.59
3	888	GT3PA	2	GruppeM Racing Team (HKG) Alexander MATTSCHULL (DEU) / Raffaele MARCIELLO (ITA)	Mercedes-AMG GT3	2:02.071	1	3	0.566	0.244	171.25
4	63	GT3PA	3	FFF Racing Team by ACM (CHN) Hiroshi HAMAGUCHI (JPN) / Marco MAPELLI (CHE)	Lamborghini Huracan GT3	2:02.367	5	5	0.863	0.296	170.83
5	19	GT3S	2	FFF Racing Team by ACM (CHN) Dennis LIND (DNK) / Martin KODRIC (HRV)	Lamborghini Huracan GT3	2:02.530	3	4	1.025	0.162	170.61
6	999 *	GT3S	3	GruppeM Racing Team (HKG) Markus POMMER (DEU) / Patric NIEDERHAUSER (CHE)	Mercedes-AMG GT3	2:02.546	2	3	1.041	0.016	170.58
7	7	GT3PA	4	Absolute Racing (HKG) Andrew KIM (KOR) / Adderly FONG (HKG)	Audi R8 LMS GT3	2:02.740	2	4	1.235	0.193	170.32
8	18	GT3PA	5	KCMG (HKG) Yuke TANIGUCHI (JPN) / Alexandre IMPERATORI (CHE)	Nissan GT-R NISMO GT3	2:02.901	1	3	1.396	0.160	170.09
9	37	GT3PA	6	Absolute Racing (HKG) Anthony LIU (CHN) / Josh BURDON (HKG)	Audi R8 LMS GT3	2:02.910	3	5	1.406	0.009	170.08
10	911	GT3S	4	Craft Bamboo Racing (HKG) Shae DAVIES (AUS) / Sandy STUVIK (THA)	Porsche 991 GT3R	2:02.934	6	6	1.429	0.023	170.05
11	777	GT3PA	7	CarGuy Racing (JPN) Takeshi KIMURA (JPN) / Kei COZZOLINO (JPN)	Lamborghini Huracan GT3	2:03.079	2	3	1.574	0.145	169.85
12	3	GT3S	5	Absolute Racing (HKG) Martin RUMP (EST) / Franky CHENG (CHN)	Audi R8 LMS GT3	2:03.096	5	5	1.591	0.016	169.82
13	97	GT3PA	8	Indigo Racing (KOR) Juwon SEO (KOR) / Roelof BRUINS (NDL)	Mercedes-AMG GT3	2:03.282	3	3	1.777	0.186	169.57
14	5	GT3S	6	Phoenix Racing Asia (HKG) Shaun THONG (HKG) / Alex YOONG (MYS)	Audi R8 LMS GT3	2:03.667	2	4	2.162	0.385	169.04
15	23	GT3S	7	KCMG (HKG) Edoardo LIBERATI (ITA) / Florian STRAUSS (DEU)	Nissan GT-R NISMO GT3	2:03.917	2	4	2.412	0.249	168.70
16	33	GT3S	8	Porsche Team EBI (JPN) Tetsuya YAMANO (JPN) / Naoya YAMANO (JPN)	Porsche 991 GT3 R	2:03.937	3	4	2.433	0.020	168.67
17	390	GT3PA	9	Kizashi x Saccess Racing (JPN) Tamotsu KONDO (JPN) / Naoki YOKOMIZO (JPN)	Lamborghini Huracan GT3	2:04.010	1	4	2.505	0.072	168.57
18	45	GT3AM	1	KCMG (HKG) Naoto TAKEDA (JPN) / Takuya SHIRASAKA (JPN)	Audi R8 LMS GT3	2:04.072	4	4	2.568	0.062	168.49
19	991	GT3S	9	Craft Bamboo Racing (HKG) Aidan READ (AUS) / Darryl O'YOUNG (HKG)	Porsche 991 GT3R	2:04.510	4	4	3.005	0.437	167.89
20	86 *	GT3S	10	OD Racing Team WRT (MYS) Aditya PATEL (IND) / Mitchell GILBERT (MYS)	Audi R8 LMS GT3	2:04.518	4	5	3.013	0.007	167.88
21	47	GT3PA	10	D'station Racing (JPN) Satoshi HOSHINO (JPN) / Seiji ARA (JPN)	Porsche 991 GT3 R	2:04.906	4	4	3.401	0.388	167.36
22	8	GT3AM	2	ARN Racing (JPN) Hideki NAGAI (JPN) / Shinji TAKEI (JPN)	Ferrari 488 GT3	2:04.955	1	5	3.450	0.048	167.30
23	51	GT3AM	3	AMAC Motorsport (AUS) Andrew MACPHERSON (AUS) / William PORTER (AUS)	Lamborghini Huracan GT3	2:05.907	2	6	4.402	0.951	166.03
24	81	GT4AM	1	BMW Team Studie (JPN) Takayuki KINOSHITA (JPN) / Sunako JUKUCHOU (JPN)	BMW M4 GT4	2:15.259	5	5	13.755	9.352	154.55
25	666	GT4AM	2	GruppeM Racing Team (HKG) Ryuichirou OHTSUKA (JPN) / Reinhold RENGER (DEU)	Mercedes-AMG GT4	2:15.400	3	5	13.895	0.140	154.39
26	72	GT4AM	3	Team iRaceWin (TPE) Ringo CHONG (SGP) / Gilles VANNELET (FRA)	Mercedes-AMG GT4	2:15.619	2	4	14.115	0.219	154.14
27	77	GT4AM	4	Craft Bamboo Racing (HKG) Frank YU (HKG) / Jean Marc MERLIN (FRA)	Mercedes-AMG GT4	2:16.903	1	4	15.398	1.283	152.70
28	82	GT4AM	5	BMW Team Studie (JPN) Ken URATA (JPN) / Max CHEN (TPE)	BMW M4 GT4	2:18.330	1	4	16.825	1.426	151.12
29	17	GT4AM	6	Taiwan Top Speed Racing Team (TWN) George CHOU (TPE) / Keo CHANG (TPE)	Porsche Cayman GT4 Clubspor	2:19.878	1	4	18.373	1.548	149.45
30	11	GT4AM	7	TTR Team SARD (HKG) Brian LEE (TPE) / Tony FONG (HKG)	Porsche Cayman GT4 Clubspor	2:19.961	2	4	18.456	0.082	149.36
31	12	GT4AM	8	Clearwater Racing (SGP) Richard WEE (SGP) / Daniel AU (SGP)	McLaren 570S GT4	2:25.361	1	3	23.856	5.400	143.81

CLASS GT3 QUALIFYING LAPTIME (115.0% of 2:01.504) = 2:19.730  
 CLASS GT4 QUALIFYING LAPTIME (115.0% of 2:15.259) = 2:35.548

\* Cars 86 & 999 - Lap time removed for exceeding track limits

Weather / Track : Sunny / Dry

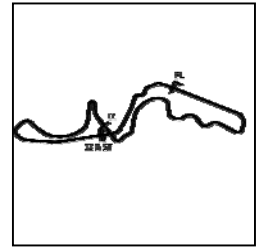
These results are provisional until the conclusion of any judicial and technical matters.

Suzuka  
 Circuit Length = 5.807 km  
 Start: 10:20 Flag 10:35 End: 10:39

Race Director : Ravin	Clerk of the Course :	Stewards :	Timekeeper :
-----------------------	-----------------------	------------	--------------

# Blancpain GT Series Asia 2018

## QUALIFYING 2 - SECTOR ANALYSIS



SECTOR 1 = FL to I1, SECTOR 2 = I1 to I2, SECTOR 3 = I2 to I3, SECTOR 4 = I3 to FL, DIFF = Difference To Personal Best Lap, P = Crossed Finish Line in Pit Lane, D = Time Disallowed

P1 27 GT3S HubAuto Corsa		Ferrari 488 GT3							
IDEAL LAP TIME : 2:01.504		BEST LAP TIME : 2:01.504		DIFFERENCE : 0.000					
D1: Hongli YE		D2: Nick FOSTER							
LAP	SECTOR 1	SECTOR 2	SECTOR 3	SPEED TRAP	LAP TIME	KPH	DIFF	TIME OF DAY	
1 - D2	55.164	44.907	22.268	242.1	2:02.340 (2)	170.87	0.835	10:24:57.407	
2 - D2	59.778	55.644	IN PIT	242.2	2:28.466 P	140.80	26.961	10:27:25.873	
3 - D2	OUTLAP	45.362	23.138	237.9	4:40.252	74.59	2:38.748	10:32:06.125	
4 - D2	54.890	44.714	21.900	242.3	2:01.504 (1)	172.05		10:34:07.630	

P2 28 GT3PA HubAuto Corsa		Ferrari 488 GT3							
IDEAL LAP TIME : 2:01.703		BEST LAP TIME : 2:01.827		DIFFERENCE : 0.124					
D1: Morris CHEN		D2: Tim SLADE							
LAP	SECTOR 1	SECTOR 2	SECTOR 3	SPEED TRAP	LAP TIME	KPH	DIFF	TIME OF DAY	
1 - D2	55.267	44.693	22.372	241.4	2:02.332 (2)	170.88	0.505	10:24:54.479	
2 - D2	1:06.937	58.486	27.155	212.0	2:32.578 (3)	137.01	30.751	10:27:27.058	
3 - D2	54.958	44.818	22.051	243.4	2:01.827 (1)	171.59		10:29:28.886	
4 - D2	1:05.895	53.137	IN PIT	230.6	2:29.174 P	140.13	27.347	10:31:58.061	

P3 888 GT3PA GruppeM Racing Team		Mercedes-AMG GT3							
IDEAL LAP TIME : 2:02.007		BEST LAP TIME : 2:02.071		DIFFERENCE : 0.064					
D1: Alexander MATTSCHULL		D2: Raffaele MARCIELLO							
LAP	SECTOR 1	SECTOR 2	SECTOR 3	SPEED TRAP	LAP TIME	KPH	DIFF	TIME OF DAY	
1 - D2	55.196	44.667	22.207	241.4	2:02.071 (1)	171.25		10:26:14.067	
2 - D2	55.131	44.919	23.339	241.7	2:03.390 (2)	169.42	1.318	10:28:17.457	
3 - D2	55.938	45.805	IN PIT	240.9	2:09.757 P	161.10	7.685	10:30:27.215	

P4 63 GT3PA FFF Racing Team by ACM		Lamborghini Huracan GT3							
IDEAL LAP TIME : 2:02.183		BEST LAP TIME : 2:02.367		DIFFERENCE : 0.184					
D1: Hiroshi HAMAGUCHI		D2: Marco MAPELLI							
LAP	SECTOR 1	SECTOR 2	SECTOR 3	SPEED TRAP	LAP TIME	KPH	DIFF	TIME OF DAY	
1 - D2	56.635	45.190	22.584	241.7	2:04.410 (3)	168.03	2.042	10:26:17.344	
2 - D2	55.037	44.900	22.496	245.2	2:02.434 (2)	170.74	0.066	10:28:19.779	
3 - D2	56.261	45.240	IN PIT	245.8	2:07.964 P	163.36	5.596	10:30:27.743	
4 - D2	OUTLAP	48.125	27.597	233.8	3:16.903	106.16	1:14.535	10:33:44.646	
5 - D2	55.222	44.734	22.410	245.5	2:02.367 (1)	170.83		10:35:47.014	

P5 19 GT3S FFF Racing Team by ACM		Lamborghini Huracan GT3							
IDEAL LAP TIME : 2:02.405		BEST LAP TIME : 2:02.530		DIFFERENCE : 0.124					
D1: Dennis LIND		D2: Martin KODRIC							
LAP	SECTOR 1	SECTOR 2	SECTOR 3	SPEED TRAP	LAP TIME	KPH	DIFF	TIME OF DAY	
1 - D2	59.032	46.740	25.223	206.2	2:10.995 (3)	159.58	8.464	10:24:47.477	
2 - D2	55.229	44.965	22.403	243.2	2:02.597 (2)	170.51	0.066	10:26:50.074	
3 - D2	55.353	44.844	22.332	243.9	2:02.530 (1)	170.61		10:28:52.604	
4 - D2	56.408	46.096	IN PIT	236.8	2:11.365 P	159.13	8.834	10:31:03.970	

P6 999 GT3S GruppeM Racing Team		Mercedes-AMG GT3							
IDEAL LAP TIME : 2:02.005		BEST LAP TIME : 2:02.546		DIFFERENCE : 0.541					
D1: Markus POMMER		D2: Patric NIEDERHAUSER							
LAP	SECTOR 1	SECTOR 2	SECTOR 3	SPEED TRAP	LAP TIME	KPH	DIFF	TIME OF DAY	
1 - D2	55.064	44.636	22.303	243.9	2:02.005 D	171.34		10:26:20.094	
2 - D2	55.108	44.968	22.469	243.3	2:02.546 (1)	170.58		10:28:22.640	
3 - D2	1:03.580	48.049	IN PIT	239.4	2:23.994 P	145.18	21.447	10:30:46.635	

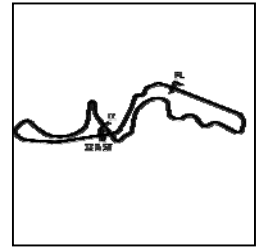
P7 7 GT3PA Absolute Racing		Audi R8 LMS GT3							
IDEAL LAP TIME : 2:02.588		BEST LAP TIME : 2:02.740		DIFFERENCE : 0.152					
D1: Andrew KIM		D2: Adderly FONG							
LAP	SECTOR 1	SECTOR 2	SECTOR 3	SPEED TRAP	LAP TIME	KPH	DIFF	TIME OF DAY	
1 - D2	55.583	44.970	23.585	242.3	2:04.139 (3)	168.40	1.398	10:24:27.922	

Weather / Track : Sunny / Dry

Suzuka  
Circuit Length = 5.807 km  
Start: 10:20 Flag 10:35 End: 10:39

# Blancpain GT Series Asia 2018

## QUALIFYING 2 - SECTOR ANALYSIS



SECTOR 1 = FL to I1, SECTOR 2 = I1 to I2 SECTOR 3 = I2 to I3, SECTOR 4 = I3 to FL, DIFF = Difference To Personal Best Lap, P = Crossed Finish Line in Pit Lane, D = Time Disallowed

2 - D2	55.410	45.014	22.315	244.7	2:02.740 (1)	170.32		10:26:30.662
3 - D2	55.320	45.267	22.297	244.9	2:02.884 (2)	170.12	0.144	10:28:33.547
4 - D2	1:00.269	46.500	IN PIT	225.5	2:16.766 P	152.85	14.026	10:30:50.314

### P8 18 GT3PA KCMG

Nissan GT-R NISMO GT3

IDEAL LAP TIME : 2:02.901 BEST LAP TIME : 2:02.901 DIFFERENCE : 0.000  
 D1: Yuke TANIGUCHI D2: Alexandre IMPERATORI

LAP	SECTOR 1	SECTOR 2	SECTOR 3	SPEED TRAP	LAP TIME	KPH	DIFF	TIME OF DAY
1 - D2	55.325	45.030	22.545	237.5	2:02.901 (1)	170.09		10:29:17.827
2 - D2	55.668	45.078	22.580	237.7	2:03.327 (2)	169.51	0.425	10:31:21.154
3 - D2	55.415	45.147	IN PIT	238.6	2:11.295 P	159.22	8.393	10:33:32.450

### P9 37 GT3PA Absolute Racing

Audi R8 LMS GT3

IDEAL LAP TIME : 2:02.513 BEST LAP TIME : 2:02.910 DIFFERENCE : 0.397  
 D1: Anthony LIU D2: Josh BURDON

LAP	SECTOR 1	SECTOR 2	SECTOR 3	SPEED TRAP	LAP TIME	KPH	DIFF	TIME OF DAY
1 - D2	55.575	44.873	28.056	242.6	2:08.504 (3)	162.68	5.594	10:24:29.648
2 - D2	55.590	45.298	22.318	245.0	2:03.206 (2)	169.67	0.296	10:26:32.855
3 - D2	55.321	45.223	22.365	244.6	2:02.910 (1)	170.08		10:28:35.766
4 - D2	55.894	48.068	25.795	222.3	2:09.758	161.10	6.847	10:30:45.524
5 - D2	59.164	48.835	IN PIT	225.7	2:22.797 P	146.39	19.886	10:33:08.322

### P10 911 GT3S Craft Bamboo Racing

Porsche 991 GT3R

IDEAL LAP TIME : 2:02.934 BEST LAP TIME : 2:02.934 DIFFERENCE : 0.000  
 D1: Shae DAVIES D2: Sandy STUVIK

LAP	SECTOR 1	SECTOR 2	SECTOR 3	SPEED TRAP	LAP TIME	KPH	DIFF	TIME OF DAY
1 - D2	56.877	45.411	23.004	244.6	2:05.294 (3)	166.84	2.359	10:24:34.396
2 - D2	55.661	45.829	IN PIT	246.7	2:08.770 P	162.34	5.836	10:26:43.167
3 - D2	OUTLAP	49.149	25.836	243.9	3:50.892	90.54	1:47.958	10:30:34.059
4 - D2	56.858	46.070	24.228	230.5	2:07.156	164.40	4.222	10:32:41.216
5 - D2	55.319	45.868	22.540	243.3	2:03.727 (2)	168.96	0.793	10:34:44.944
6 - D2	55.311	45.132	22.490	244.8	2:02.934 (1)	170.05		10:36:47.878

### P11 777 GT3PA CarGuy Racing

Lamborghini Huracan GT3

IDEAL LAP TIME : 2:03.032 BEST LAP TIME : 2:03.079 DIFFERENCE : 0.047  
 D1: Takeshi KIMURA D2: Kei COZZOLINO

LAP	SECTOR 1	SECTOR 2	SECTOR 3	SPEED TRAP	LAP TIME	KPH	DIFF	TIME OF DAY
1 - D2	56.435	45.125	23.110	242.5	2:04.671 (2)	167.68	1.591	10:27:48.987
2 - D2	55.239	45.172	22.666	242.9	2:03.079 (1)	169.85		10:29:52.066
3 - D2	55.555	45.391	IN PIT	242.5	2:13.391 P	156.72	10.311	10:32:05.458

### P12 3 GT3S Absolute Racing

Audi R8 LMS GT3

IDEAL LAP TIME : 2:03.080 BEST LAP TIME : 2:03.096 DIFFERENCE : 0.016  
 D1: Martin RUMP D2: Franky CHENG

LAP	SECTOR 1	SECTOR 2	SECTOR 3	SPEED TRAP	LAP TIME	KPH	DIFF	TIME OF DAY
1 - D2	55.535	45.321	31.495	172.5	2:12.351 (3)	157.95	9.255	10:24:24.986
2 - D2	55.700	45.223	22.868	243.3	2:03.792 (2)	168.87	0.695	10:26:28.778
3 - D2	55.630	45.436	IN PIT	243.4	2:07.628 P	163.79	4.531	10:28:36.407
4 - D2	OUTLAP	45.807	23.603	240.8	3:11.589	109.11	1:08.493	10:31:47.996
5 - D2	55.453	45.032	22.610	242.7	2:03.096 (1)	169.82		10:33:51.092

### P13 97 GT3PA Indigo Racing

Mercedes-AMG GT3

IDEAL LAP TIME : 2:03.050 BEST LAP TIME : 2:03.282 DIFFERENCE : 0.232  
 D1: Juwon SEO D2: Roelof BRUINS

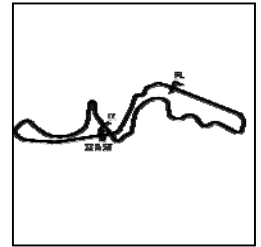
LAP	SECTOR 1	SECTOR 2	SECTOR 3	SPEED TRAP	LAP TIME	KPH	DIFF	TIME OF DAY
1 - D2	58.928	45.915	22.575	242.0	2:07.419 (3)	164.06	4.137	10:27:52.740
2 - D2	56.203	45.368	22.563	240.5	2:04.135 (2)	168.40	0.853	10:29:56.876
3 - D2	55.864	45.109	22.308	241.5	2:03.282 (1)	169.57		10:32:00.158

Weather / Track : Sunny / Dry

Suzuka  
 Circuit Length = 5.807 km  
 Start: 10:20 Flag 10:35 End: 10:39

# Blancpain GT Series Asia 2018

## QUALIFYING 2 - SECTOR ANALYSIS



SECTOR 1 = FL to I1, SECTOR 2 = I1 to I2 SECTOR 3 = I2 to I3, SECTOR 4 = I3 to FL, DIFF = Difference To Personal Best Lap, P = Crossed Finish Line in Pit Lane, D = Time Disallowed

P14		5 GT3S Phoenix Racing Asia		Audi R8 LMS GT3					
IDEAL LAP TIME : 2:03.628		BEST LAP TIME : 2:03.667		DIFFERENCE : 0.039					
D1: Shaun THONG		D2: Alex YOONG							
LAP	SECTOR 1	SECTOR 2	SECTOR 3	SPEED TRAP	LAP TIME	KPH	DIFF	TIME OF DAY	
1 - D2	56.753	45.284	23.026	242.1	2:05.064 (3)	167.15	1.396	10:24:31.968	
2 - D2	<i>55.779</i>	45.131	<i>22.756</i>	<i>245.0</i>	<i>2:03.667 (1)</i>	<i>169.04</i>		<i>10:26:35.636</i>	
3 - D2	56.118	<i>45.091</i>	22.901	244.6	2:04.110 (2)	168.43	0.443	10:28:39.746	
4 - D2	1:04.046	51.525	IN PIT	175.8	2:29.982 P	139.38	26.314	10:31:09.729	

P15		23 GT3S KCMG		Nissan GT-R NISMO GT3					
IDEAL LAP TIME : 2:03.780		BEST LAP TIME : 2:03.917		DIFFERENCE : 0.136					
D1: Edoardo LIBERATI		D2: Florian STRAUSS							
LAP	SECTOR 1	SECTOR 2	SECTOR 3	SPEED TRAP	LAP TIME	KPH	DIFF	TIME OF DAY	
1 - D2	56.093	45.473	<i>22.753</i>	237.9	2:04.320 (3)	168.15	0.403	10:26:25.351	
2 - D2	55.838	<i>45.314</i>	22.764	238.5	<i>2:03.917 (1)</i>	<i>168.70</i>		<i>10:28:29.268</i>	
3 - D2	59.849	47.632	25.924	210.5	2:13.406	156.70	9.489	10:30:42.675	
4 - D2	<i>55.712</i>	45.414	22.798	<i>239.7</i>	2:03.926 (2)	168.69	0.009	10:32:46.601	

P16		33 GT3S Porsche Team EBI		Porsche 991 GT3 R					
IDEAL LAP TIME : 2:03.872		BEST LAP TIME : 2:03.937		DIFFERENCE : 0.065					
D1: Tetsuya YAMANO		D2: Naoya YAMANO							
LAP	SECTOR 1	SECTOR 2	SECTOR 3	SPEED TRAP	LAP TIME	KPH	DIFF	TIME OF DAY	
1 - D2	56.065	<i>45.461</i>	22.650	240.1	2:04.177 (2)	168.34	0.239	10:25:04.913	
2 - D2	1:05.334	54.876	23.601	216.6	2:23.811 (3)	145.36	19.873	10:27:28.725	
3 - D2	<i>55.906</i>	45.526	<i>22.504</i>	<i>240.4</i>	<i>2:03.937 (1)</i>	<i>168.67</i>		<i>10:29:32.663</i>	
4 - D2	1:05.479	54.738	IN PIT	170.8	2:38.268 P	132.08	34.331	10:32:10.932	

P17		390 GT3PA Kizashi x Success Racing		Lamborghini Huracan GT3					
IDEAL LAP TIME : 2:03.883		BEST LAP TIME : 2:04.010		DIFFERENCE : 0.127					
D1: Tamotsu KONDO		D2: Naoki YOKOMIZO							
LAP	SECTOR 1	SECTOR 2	SECTOR 3	SPEED TRAP	LAP TIME	KPH	DIFF	TIME OF DAY	
1 - D2	<i>55.900</i>	<i>45.028</i>	23.081	<i>246.3</i>	<i>2:04.010 (1)</i>	<i>168.57</i>		<i>10:25:51.067</i>	
2 - D2	1:07.024	1:07.006	23.445	240.1	2:37.475	132.75	33.465	10:28:28.542	
3 - D2	56.122	45.075	<i>22.954</i>	246.0	2:04.151 (2)	168.38	0.141	10:30:32.694	
4 - D2	1:00.222	49.257	23.707	242.1	2:13.187 (3)	156.96	9.176	10:32:45.882	

P18		45 GT3AM KCMG		Audi R8 LMS GT3					
IDEAL LAP TIME : 2:04.072		BEST LAP TIME : 2:04.072		DIFFERENCE : 0.000					
D1: Naoto TAKEDA		D2: Takuya SHIRASAKA							
LAP	SECTOR 1	SECTOR 2	SECTOR 3	SPEED TRAP	LAP TIME	KPH	DIFF	TIME OF DAY	
1 - D2	56.381	45.528	22.919	244.3	2:04.829 (2)	167.47	0.756	10:24:36.036	
2 - D2	1:02.702	50.951	25.938	219.4	2:19.592	149.75	15.520	10:26:55.629	
3 - D2	57.727	49.291	23.563	242.1	2:10.582 (3)	160.09	6.509	10:29:06.211	
4 - D2	<i>56.002</i>	<i>45.291</i>	<i>22.778</i>	<i>245.2</i>	<i>2:04.072 (1)</i>	<i>168.49</i>		<i>10:31:10.284</i>	

P19		991 GT3S Craft Bamboo Racing		Porsche 991 GT3R					
IDEAL LAP TIME : 2:04.129		BEST LAP TIME : 2:04.510		DIFFERENCE : 0.380					
D1: Aidan READ		D2: Darryl O'YOUNG							
LAP	SECTOR 1	SECTOR 2	SECTOR 3	SPEED TRAP	LAP TIME	KPH	DIFF	TIME OF DAY	
1 - D2	57.766	50.424	25.567	237.0	2:13.759	156.28	9.248	10:24:53.602	
2 - D2	56.430	<i>45.327</i>	23.040	<i>244.2</i>	2:04.798 (2)	167.51	0.287	10:26:58.400	
3 - D2	56.233	45.483	23.132	242.9	2:04.850 (3)	167.44	0.339	10:29:03.250	
4 - D2	<i>56.044</i>	45.707	<i>22.758</i>	243.8	<i>2:04.510 (1)</i>	<i>167.89</i>		<i>10:31:07.761</i>	

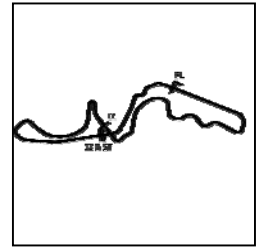
P20		86 GT3S OD Racing Team WRT		Audi R8 LMS GT3					
IDEAL LAP TIME : 2:03.611		BEST LAP TIME : 2:04.518		DIFFERENCE : 0.906					
D1: Aditya PATEL		D2: Mitchell GILBERT							
LAP	SECTOR 1	SECTOR 2	SECTOR 3	SPEED TRAP	LAP TIME	KPH	DIFF	TIME OF DAY	

Weather / Track : Sunny / Dry

Suzuka  
Circuit Length = 5.807 km  
Start: 10:20 Flag 10:35 End: 10:39

# Blancpain GT Series Asia 2018

## QUALIFYING 2 - SECTOR ANALYSIS



SECTOR 1 = FL to I1, SECTOR 2 = I1 to I2 SECTOR 3 = I2 to I3, SECTOR 4 = I3 to FL, DIFF = Difference To Personal Best Lap, P = Crossed Finish Line in Pit Lane, D = Time Disallowed

LAP	D2	57.939	45.635	22.987	242.9	2:06.562	165.17	2.044	10:26:07.530
2 - D2	<b>55.509</b>	45.518	24.258	242.6	2:05.286 (2)	166.85	0.768	10:28:12.816	
3 - D2	56.756	<b>45.480</b>	23.715	<b>243.5</b>	2:05.952 (3)	165.97	1.434	10:30:18.768	
4 - D2	55.598	46.298	<b>22.621</b>	242.9	<b>2:04.518 (1)</b>	<b>167.88</b>		<b>10:32:23.286</b>	
5 - D2	55.919	45.556	22.857	243.1	<del>2:04.333</del> D	168.13		10:34:27.620	

### P21 47 GT3PA D'station Racing

Porsche 991 GT3 R

IDEAL LAP TIME : 2:04.906 BEST LAP TIME : 2:04.906 DIFFERENCE : 0.000  
D1: Satoshi HOSHINO D2: Seiji ARA

LAP	SECTOR 1	SECTOR 2	SECTOR 3	SPEED TRAP	LAP TIME	KPH	DIFF	TIME OF DAY
1 - D2	59.794	50.372	26.578	227.9	2:16.745 (3)	152.87	11.838	10:24:58.599
2 - D2	1:06.319	47.614	24.773	239.9	2:18.707	150.71	13.801	10:27:17.306
3 - D2	56.346	45.738	22.978	240.3	2:05.062 (2)	167.15	0.155	10:29:22.369
4 - D2	<b>56.287</b>	<b>45.676</b>	<b>22.942</b>	<b>241.4</b>	<b>2:04.906 (1)</b>	<b>167.36</b>		<b>10:31:27.275</b>

### P22 8 GT3AM ARN Racing

Ferrari 488 GT3

IDEAL LAP TIME : 2:04.593 BEST LAP TIME : 2:04.955 DIFFERENCE : 0.362  
D1: Hideki NAGAI D2: Shinji TAKEI

LAP	SECTOR 1	SECTOR 2	SECTOR 3	SPEED TRAP	LAP TIME	KPH	DIFF	TIME OF DAY
1 - D2	56.578	<b>45.250</b>	<b>23.127</b>	<b>242.2</b>	<b>2:04.955 (1)</b>	<b>167.30</b>		<b>10:25:01.586</b>
2 - D2	56.761	45.373	23.206	241.7	2:05.342	166.78	0.386	10:27:06.928
3 - D2	56.277	45.627	23.149	241.9	2:05.054 (3)	167.16	0.099	10:29:11.983
4 - D2	<b>56.215</b>	45.409	23.563	241.8	2:05.188	166.99	0.232	10:31:17.171
5 - D2	56.341	45.414	23.200	241.7	2:04.956 (2)	167.29	0.001	10:33:22.127

### P23 51 GT3AM AMAC Motorsport

Lamborghini Huracan GT3

IDEAL LAP TIME : 2:05.607 BEST LAP TIME : 2:05.907 DIFFERENCE : 0.300  
D1: Andrew MACPHERSON D2: William PORTER

LAP	SECTOR 1	SECTOR 2	SECTOR 3	SPEED TRAP	LAP TIME	KPH	DIFF	TIME OF DAY
1 - D2	57.412	45.818	23.314	235.7	2:06.545 (3)	165.19	0.638	10:25:03.984
2 - D2	57.075	<b>45.790</b>	<b>23.040</b>	<b>240.8</b>	<b>2:05.907 (1)</b>	<b>166.03</b>		<b>10:27:09.891</b>
3 - D2	<b>56.775</b>	46.031	23.269	239.6	2:06.077 (2)	165.81	0.169	10:29:15.968
4 - D2	58.556	47.280	26.041	236.9	2:11.878	158.51	5.971	10:31:27.846
5 - D2	57.431	47.965	25.682	216.1	2:11.079	159.48	5.172	10:33:38.926
6 - D2	57.248	46.096	23.880	240.1	2:07.225	164.31	1.318	10:35:46.152

### P24 81 GT4AM BMW Team Studie

BMW M4 GT4

IDEAL LAP TIME : 2:15.037 BEST LAP TIME : 2:15.259 DIFFERENCE : 0.222  
D1: Takayuki KINOSHITA D2: Sunako JUKUCHOU

LAP	SECTOR 1	SECTOR 2	SECTOR 3	SPEED TRAP	LAP TIME	KPH	DIFF	TIME OF DAY
1 - D2	1:09.065	56.943	25.519	<b>225.2</b>	2:31.527	137.96	16.267	10:25:48.928
2 - D2	1:01.124	<b>49.309</b>	24.985	224.9	2:15.419 (2)	154.37	0.160	10:28:04.348
3 - D2	<b>1:01.018</b>	49.592	25.341	223.5	2:15.951 (3)	153.76	0.692	10:30:20.299
4 - D2	1:10.848	1:03.031	30.618	186.1	2:44.498	127.08	29.238	10:33:04.798
5 - D2	1:01.098	49.451	<b>24.709</b>	223.7	<b>2:15.259 (1)</b>	<b>154.55</b>		<b>10:35:20.058</b>

### P25 666 GT4AM GruppeM Racing Team

Mercedes-AMG GT4

IDEAL LAP TIME : 2:14.833 BEST LAP TIME : 2:15.400 DIFFERENCE : 0.566  
D1: Ryuichirou OHTSUKA D2: Reinhold RENGER

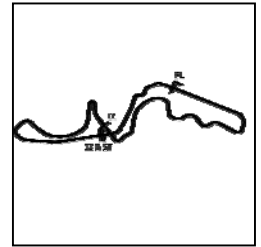
LAP	SECTOR 1	SECTOR 2	SECTOR 3	SPEED TRAP	LAP TIME	KPH	DIFF	TIME OF DAY
1 - D2	1:00.892	49.860	<b>24.842</b>	222.0	2:15.595 (2)	154.17	0.195	10:25:19.209
2 - D2	<b>1:00.417</b>	49.759	26.736	<b>226.3</b>	2:16.913	152.68	1.513	10:27:36.123
3 - D2	1:00.682	<b>49.573</b>	25.144	223.0	<b>2:15.400 (1)</b>	<b>154.39</b>		<b>10:29:51.523</b>
4 - D2	1:01.004	49.733	25.367	224.1	2:16.104 (3)	153.59	0.704	10:32:07.628
5 - D2	1:03.249	50.142	IN PIT	212.2	3:56.429 P	88.42	1:41.028	10:36:04.058

Weather / Track : Sunny / Dry

Suzuka  
Circuit Length = 5.807 km  
Start: 10:20 Flag 10:35 End: 10:39

# Blancpain GT Series Asia 2018

## QUALIFYING 2 - SECTOR ANALYSIS



SECTOR 1 = FL to I1, SECTOR 2 = I1 to I2 SECTOR 3 = I2 to I3, SECTOR 4 = I3 to FL, DIFF = Difference To Personal Best Lap, P = Crossed Finish Line in Pit Lane, D = Time Disallowed

<b>P26 72 GT4AM Team iRaceWin</b>		Mercedes-AMG GT4						
IDEAL LAP TIME : 2:15.619		BEST LAP TIME : 2:15.619						
D1: Ringo CHONG		D2: Gilles VANNELET						
LAP	SECTOR 1	SECTOR 2	SECTOR 3	SPEED TRAP	LAP TIME	KPH	DIFF	TIME OF DAY
1 - D2	1:26.966	57.285	28.802	145.9	2:53.055	120.80	37.435	10:25:58.504
2 - D2	<b>1:00.908</b>	<b>49.659</b>	<b>25.052</b>	<b>226.3</b>	<b>2:15.619 (1)</b>	<b>154.14</b>		<b>10:28:14.124</b>
3 - D2	1:14.783	58.725	25.825	202.6	2:39.334 <b>(3)</b>	131.20	23.714	10:30:53.459
4 - D2	1:01.536	55.035	28.014	163.7	2:24.586 <b>(2)</b>	144.58	8.966	10:33:18.045

<b>P27 77 GT4AM Craft Bamboo Racing</b>		Mercedes-AMG GT4						
IDEAL LAP TIME : 2:16.858		BEST LAP TIME : 2:16.903						
D1: Frank YU		D2: Jean Marc MERLIN						
LAP	SECTOR 1	SECTOR 2	SECTOR 3	SPEED TRAP	LAP TIME	KPH	DIFF	TIME OF DAY
1 - D2	1:01.530	50.171	<b>25.201</b>	221.1	<b>2:16.903 (1)</b>	<b>152.70</b>		<b>10:25:17.193</b>
2 - D2	1:01.574	50.465	27.284	221.5	2:19.324 <b>(3)</b>	150.04	2.421	10:27:36.517
3 - D2	<b>1:01.490</b>	<b>50.166</b>	25.526	<b>222.7</b>	2:17.183 <b>(2)</b>	152.38	0.279	10:29:53.701
4 - D2	1:05.061	50.879	IN PIT	221.3	2:26.326 <b>P</b>	142.86	9.423	10:32:20.028

<b>P28 82 GT4AM BMW Team Studie</b>		BMW M4 GT4						
IDEAL LAP TIME : 2:17.850		BEST LAP TIME : 2:18.330						
D1: Ken URATA		D2: Max CHEN						
LAP	SECTOR 1	SECTOR 2	SECTOR 3	SPEED TRAP	LAP TIME	KPH	DIFF	TIME OF DAY
1 - D2	<b>1:02.386</b>	<b>50.014</b>	25.929	225.1	<b>2:18.330 (1)</b>	<b>151.12</b>		<b>10:25:42.635</b>
2 - D2	1:04.496	54.101	<b>25.448</b>	<b>225.9</b>	2:24.046	145.12	5.716	10:28:06.682
3 - D2	1:02.585	54.869	25.776	222.7	2:23.231 <b>(3)</b>	145.95	4.901	10:30:29.913
4 - D2	1:02.708	50.108	25.748	225.3	2:18.565 <b>(2)</b>	150.86	0.235	10:32:48.479

<b>P29 17 GT4AM Taiwan Top Speed Racing Team</b>		Porsche Cayman GT4 Clubsport MR						
IDEAL LAP TIME : 2:19.665		BEST LAP TIME : 2:19.878						
D1: George CHOU		D2: Keo CHANG						
LAP	SECTOR 1	SECTOR 2	SECTOR 3	SPEED TRAP	LAP TIME	KPH	DIFF	TIME OF DAY
1 - D2	1:03.374	50.654	25.849	222.6	<b>2:19.878 (1)</b>	<b>149.45</b>		<b>10:25:26.233</b>
2 - D2	1:03.586	<b>50.546</b>	25.854	<b>223.1</b>	2:19.987 <b>(2)</b>	149.33	0.108	10:27:46.220
3 - D2	1:04.598	50.744	<b>25.784</b>	222.7	2:21.127 <b>(3)</b>	148.13	1.248	10:30:07.348
4 - D2	<b>1:03.333</b>	51.951	25.850	221.5	2:21.135	148.12	1.257	10:32:28.483

<b>P30 11 GT4AM TTR Team SARD</b>		Porsche Cayman GT4 Clubsport MR						
IDEAL LAP TIME : 2:19.592		BEST LAP TIME : 2:19.961						
D1: Brian LEE		D2: Tony FONG						
LAP	SECTOR 1	SECTOR 2	SECTOR 3	SPEED TRAP	LAP TIME	KPH	DIFF	TIME OF DAY
1 - D2	1:04.009	51.697	25.663	218.8	2:21.369 <b>(3)</b>	147.87	1.408	10:25:29.492
2 - D2	1:03.440	50.872	<b>25.648</b>	<b>224.9</b>	<b>2:19.961 (1)</b>	<b>149.36</b>		<b>10:27:49.453</b>
3 - D2	1:03.686	51.101	26.009	222.5	2:20.797 <b>(2)</b>	148.47	0.836	10:30:10.250
4 - D2	<b>1:03.153</b>	<b>50.790</b>	27.664	224.3	2:21.608	147.62	1.647	10:32:31.859

<b>P31 12 GT4AM Clearwater Racing</b>		McLaren 570S GT4						
IDEAL LAP TIME : 2:24.850		BEST LAP TIME : 2:25.361						
D1: Richard WEE		D2: Daniel AU						
LAP	SECTOR 1	SECTOR 2	SECTOR 3	SPEED TRAP	LAP TIME	KPH	DIFF	TIME OF DAY
1 - D2	<b>1:05.765</b>	52.267	<b>27.328</b>	<b>219.5</b>	<b>2:25.361 (1)</b>	<b>143.81</b>		<b>10:25:38.002</b>
2 - D2	1:06.320	<b>51.756</b>	28.007	219.0	2:26.084 <b>(2)</b>	143.10	0.722	10:28:04.087
3 - D2	1:08.929	53.694	IN PIT	216.0	2:38.075 <b>P</b>	132.24	12.713	10:30:42.162

Weather / Track : Sunny / Dry

Suzuka  
Circuit Length = 5.807 km  
Start: 10:20 Flag 10:35 End: 10:39



# Blancpain GT Series Asia 2018

## QUALIFYING 2 - BEST SPEEDS

POS	NO	NAME	VMAX	KPH
1	911	Craft Bamboo Racing		246.7
2	390	Kizashi x Success Racing		246.3
3	63	FFF Racing Team by ACM		245.8
4	45	KCMG		245.2
5	37	Absolute Racing		245.0
6	5	Phoenix Racing Asia		245.0
7	7	Absolute Racing		244.9
8	991	Craft Bamboo Racing		244.2
9	19	FFF Racing Team by ACM		243.9
10	999	GruppeM Racing Team		243.9
11	3	Absolute Racing		243.9
12	86	OD Racing Team WRT		243.5
13	28	HubAuto Corsa		243.4
14	777	CarGuy Racing		242.9
15	27	HubAuto Corsa		242.3
16	8	ARN Racing		242.2
17	97	Indigo Racing		242.0
18	888	GruppeM Racing Team		241.7
19	47	D'station Racing		241.4
20	51	AMAC Motorsport		240.8
21	33	Porsche Team EBI		240.4
22	23	KCMG		239.7
23	18	KCMG		238.6
24	72	Team iRaceWin		226.3
25	666	GruppeM Racing Team		226.3
26	82	BMW Team Studie		225.9
27	81	BMW Team Studie		225.2
28	11	TTR Team SARD		224.9
29	17	Taiwan Top Speed Racing Team		223.1
30	77	Craft Bamboo Racing		222.7
31	12	Clearwater Racing		219.5

Weather / Track : Sunny / Dry

Results can be found at [www.tsl-timing.com](http://www.tsl-timing.com)

Suzuka  
Circuit Length = 5.807 km  
Start: 10:20 Flag 10:35 End: 10:39

Printed - 10:58 Saturday, 30 June 2018

# Blancpain GT Series Asia 2018

## QUALIFYING 2 - BEST SECTORS

SECTOR 1				SECTOR 2				SECTOR 3				IDEAL / BEST COMPARISON			
POS	NO	NAME	TIME	NO	NAME	TIME	NO	NAME	TIME	POS	NO	NAME	IDEAL	BEST	DIFF
													<b>PERFECT LAP</b>	<b>2:01.427</b>	
1	27	HubAuto Corsa	54.890	999	GruppeM Racing Te	44.636	27	HubAuto Corsa	21.900	1	27	HubAuto Corsa	2:01.504	2:01.504	0.000
2	28	HubAuto Corsa	54.958	888	GruppeM Racing Te	44.667	28	HubAuto Corsa	22.051	2	28	HubAuto Corsa	2:01.703	2:01.827	0.124
3	63	FFF Racing Team b	55.037	28	HubAuto Corsa	44.693	888	GruppeM Racing Te	22.207	3	999	GruppeM Racing Te	2:02.005	2:02.546	0.541
4	999	GruppeM Racing Te	55.064	27	HubAuto Corsa	44.714	7	Absolute Racing	22.297	4	888	GruppeM Racing Te	2:02.007	2:02.071	0.064
5	888	GruppeM Racing Te	55.131	63	FFF Racing Team b	44.734	999	GruppeM Racing Te	22.303	5	63	FFF Racing Team by	2:02.183	2:02.367	0.184
6	19	FFF Racing Team b	55.229	19	FFF Racing Team b	44.844	97	Indigo Racing	22.308	6	19	FFF Racing Team by	2:02.405	2:02.530	0.124
7	777	CarGuy Racing	55.239	37	Absolute Racing	44.873	37	Absolute Racing	22.318	7	37	Absolute Racing	2:02.513	2:02.910	0.397
8	911	Craft Bamboo Racin	55.311	7	Absolute Racing	44.970	19	FFF Racing Team b	22.332	8	7	Absolute Racing	2:02.588	2:02.740	0.152
9	7	Absolute Racing	55.320	390	Kizashi x Saccess R	45.028	63	FFF Racing Team b	22.410	9	18	KCMG	2:02.901	2:02.901	0.000
10	37	Absolute Racing	55.321	18	KCMG	45.030	911	Craft Bamboo Racin	22.490	10	911	Craft Bamboo Racing	2:02.934	2:02.934	0.000
11	18	KCMG	55.325	3	Absolute Racing	45.032	33	Porsche Team EBI	22.504	11	777	CarGuy Racing	2:03.032	2:03.079	0.047
12	3	Absolute Racing	55.437	5	Phoenix Racing Asi	45.091	18	KCMG	22.545	12	97	Indigo Racing	2:03.050	2:03.282	0.232
13	86	OD Racing Team W	55.509	97	Indigo Racing	45.109	3	Absolute Racing	22.610	13	3	Absolute Racing	2:03.080	2:03.096	0.016
14	97	Indigo Racing	55.632	777	CarGuy Racing	45.125	86	OD Racing Team W	22.621	14	86	OD Racing Team WR	2:03.611	2:04.518	0.906
15	23	KCMG	55.712	911	Craft Bamboo Racin	45.132	777	CarGuy Racing	22.666	15	5	Phoenix Racing Asia	2:03.628	2:03.667	0.039
16	5	Phoenix Racing Asi	55.779	8	ARN Racing	45.250	23	KCMG	22.753	16	23	KCMG	2:03.780	2:03.917	0.136
17	390	Kizashi x Saccess R	55.900	45	KCMG	45.291	5	Phoenix Racing Asi	22.756	17	33	Porsche Team EBI	2:03.872	2:03.937	0.065
18	33	Porsche Team EBI	55.906	23	KCMG	45.314	991	Craft Bamboo Racin	22.758	18	390	Kizashi x Saccess Ra	2:03.883	2:04.010	0.127
19	45	KCMG	56.002	991	Craft Bamboo Racin	45.327	45	KCMG	22.778	19	45	KCMG	2:04.072	2:04.072	0.000
20	991	Craft Bamboo Racin	56.044	33	Porsche Team EBI	45.461	47	D'station Racing	22.942	20	991	Craft Bamboo Racing	2:04.129	2:04.510	0.380
21	8	ARN Racing	56.215	86	OD Racing Team W	45.480	390	Kizashi x Saccess R	22.954	21	8	ARN Racing	2:04.593	2:04.955	0.362
22	47	D'station Racing	56.287	47	D'station Racing	45.676	51	AMAC Motorsport	23.040	22	47	D'station Racing	2:04.906	2:04.906	0.000
23	51	AMAC Motorsport	56.775	51	AMAC Motorsport	45.790	8	ARN Racing	23.127	23	51	AMAC Motorsport	2:05.607	2:05.907	0.300
24	666	GruppeM Racing Te	1:00.417	81	BMW Team Studie	49.309	81	BMW Team Studie	24.709	24	666	GruppeM Racing Te	2:14.833	2:15.400	0.566
25	72	Team iRaceWin	1:00.908	666	GruppeM Racing Te	49.573	666	GruppeM Racing Te	24.842	25	81	BMW Team Studie	2:15.037	2:15.259	0.222
26	81	BMW Team Studie	1:01.018	72	Team iRaceWin	49.659	72	Team iRaceWin	25.052	26	72	Team iRaceWin	2:15.619	2:15.619	0.000
27	77	Craft Bamboo Racin	1:01.490	82	BMW Team Studie	50.014	77	Craft Bamboo Racin	25.201	27	77	Craft Bamboo Racing	2:16.858	2:16.903	0.045
28	82	BMW Team Studie	1:02.386	77	Craft Bamboo Racin	50.166	82	BMW Team Studie	25.448	28	82	BMW Team Studie	2:17.850	2:18.330	0.480
29	11	TTR Team SARD	1:03.153	17	Taiwan Top Speed I	50.546	11	TTR Team SARD	25.648	29	11	TTR Team SARD	2:19.592	2:19.961	0.368
30	17	Taiwan Top Speed I	1:03.333	11	TTR Team SARD	50.790	17	Taiwan Top Speed I	25.784	30	17	Taiwan Top Speed R	2:19.665	2:19.878	0.213
31	12	Clearwater Racing	1:05.765	12	Clearwater Racing	51.756	12	Clearwater Racing	27.328	31	12	Clearwater Racing	2:24.850	2:25.361	0.510

Weather / Track : Sunny / Dry

Results can be found at [www.tsl-timing.com](http://www.tsl-timing.com)

Suzuka  
Circuit Length = 5.807 km  
Start: 10:20 Flag 10:35 End: 10:39

Printed - 10:57 Saturday, 30 June 2018